

Minutes of the
 GILLESPIE COUNTY AIRPORT ADVISORY BOARD
 Monday, Jan 17, 2024
 @ County AgriLife Building

MEMBERS PRESENT:	STAFF PRESENT:	GUESTS PRESENT:
Steve Allen	Tony Lombardi, Manager	Ethan Crane
Tim Lehmborg	Bobby Watson, City	Chandler Bartley
Kory Keller	Keith Kramer, County	Randall Fuchs
Gwen Fullbrook		Philip Huntley
Paul Hannemann		Derek Mayo
Dan Sechrist		Bill Lucy, EAA
Chad Ellebracht		
Absent		

CALL TO ORDER

The meeting was called to order at 1:28 PM by the Chairman, Steve Allen

APPROVAL OF MINUTES

Minutes of the regular Nov 20, 2023 meeting were approved.

AIRPORT MANAGER’S REPORT

- Upcoming Events/Court Actions – The Manager reviewed the upcoming events for the airport and the recent commissioners court actions.
 - Event Update –
 - Apr 8 – Total Eclipse
 - Apr 24-26 – TXDOT Avn Conference
 - Apr 25-27 – T-6 Weekend
 - Sept 21 – Jacob Brodbeck Day
 - Dec 21 – Santa Fly-in (1-3pm)
 - Court Actions – On Nov 27th, the Court approved the CIP project paperwork for the upcoming pavement project. On Dec 11th, the Court approved the reappointment of Steve Allen, the quote for the installation of window tinting in the terminal building and gave approval for the exterior modifications of the Tac Aero maintenance hangar. On Jan 8th, the court approved the lease of a new county T-hangar tenant.
- T-hangars occupancy update. The Manager stated that the County T-hangers are 100% full...waiting list is at 30.
- Airport Status – the Manager reviewed the current status of the airport.

	Lights (PAPIs, Beacon, Rwy Edge, Taxiway, Signs)
--	--

Communication (CTAF, GCO, AWOS)
Weather Station
Facilities
Miscellaneous (Construction, Closures, etc)

- Airport Development Update:
 - Active Private Projects

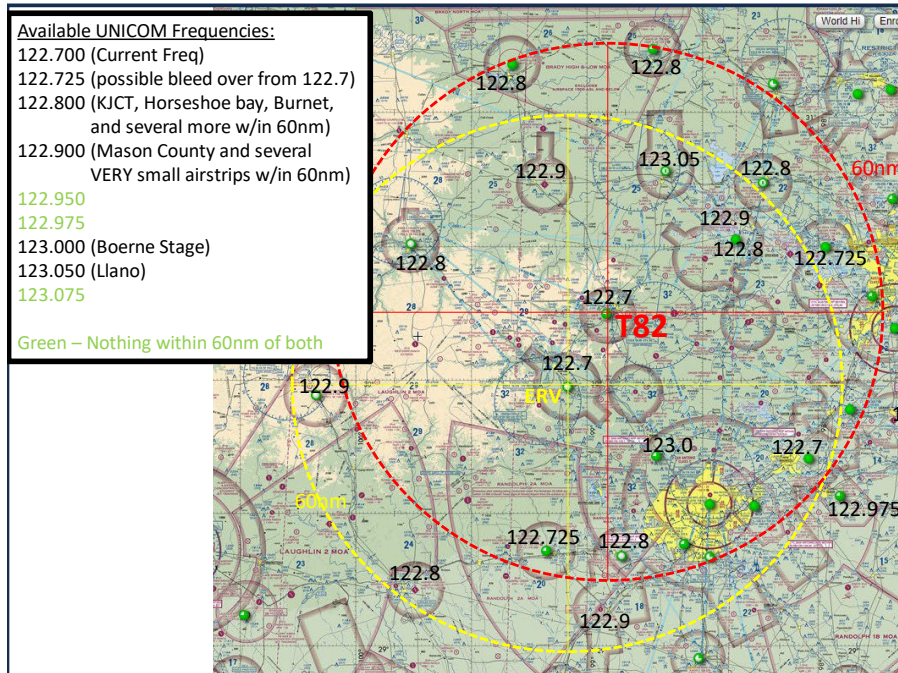
#	Developer	LOI Date Rev'd	Status	Comments
1	FBO Expansion	02/02/22	IV	Construction Ext approved (On Nov 13) – 6mths
2	Darren Flores (Private Hangar)	02/18/22	IV	Construction Ext approved (On Nov 13) - 6mths

OPEN FLOOR

- Crosswind Aviation – Gwen mentioned that her long-time CFI (James Mickel) is leaving for SkyWest. She also mentioned that her winter ground school is about to begin. Finally, she mentioned that she has 10-15 active student flyers.

NEW BUSINESS

- Eclipse Plan Update. The Manager reviewed the updated slides that came out of the Dec Eclipse townhall meeting. He also reviewed the action taken by the County Judge to request help from our Congressional representatives in support of asking the FAA to help with traffic control.
- Unicom Frequency Discussion. The Manager reviewed actions taken in response to multiple inquiries from local pilots about a solution to the increasing radio congestion on our UNICOM Frequency. The congestion is due to both Kerrville airport and Gillespie County being on the same frequency (122.7). History - In the 1990's, Kerrville's UNICOM frequency was 122.8 and Gillespie County was 122.7. With safety in mind and support from the FAA, Kerrville's frequency was changed to 122.7 because the airports were within 18nm of each other, thus approaching aircraft to both airports could be using the same airspace. Being on the same frequency improves the pilot's situational awareness of all aircraft in the area. On the contrary, since both airports are getting busier, there is more radio congestion, which could be a safety issue. Therefore, does the situation awareness factor outweigh the radio congestion issue? With that said, the Manager mentioned that he has investigated the possibility of changing the frequency, if that is the agreed-upon solution. He has contacted the FAA and they said it is our decision if we want to change. The next step would be to file with the FCC for a new frequency. During the discussion, the Manager presented the board with an area map of all the Unicom frequencies in the area.



The Manager also mentioned that he sent out an email to his pilot distro-list asking their opinion. He stated most of the responses are requesting a change. At the end of the discussion, the board recommended tabling the topic. Steve Allen wants to discuss this at the local EAA meeting to get their point of view...no action taken.

- Graver presentation. Philip and Derek, from Garver, gave a quick presentation about their company and discussed some hot topics.

OLD BUSINESS.

- CIP Update – The Manager gave a quick update on the pavement project and the airspace study.
- Airport Development Initiative – No update. The Airport Manager plans on meeting with the Judge to discuss further action.
- Quote to run electricity to front gate – Rec'd the 2nd quote...awaiting cost from CTEC.

REPORTS

Ethan Crane reviewed the fuel sales for last year and Tim Lehmborg reviewed the sale tax reports for the City and County.


ADJOURNMENT/EXECUTIVE Session (2:39). Next meeting is (Tues) Feb 20th at the Airport Terminal.

Note: all minutes are available on the airport website (<http://www.gillespiecounty.org/page/airport%20-%20AAB%20Minutes>)

Attachment



1



Agenda

1. Call to Order
2. Approval of Minutes
3. Airport Manager's Report
4. Open floor (Crosswind, TFS, Tac Aero, and guest)
5. New Business
5. Old Business
6. EAA report/update/comments
7. Comments-FBO, EDC, and Board Members
8. Adjourn

2



AAB

- Minutes Approval – vote needed
 - Nov 20th
- Airport Manager’s Report
 - Event Update (*Italicized - Unconfirmed*)
 - Apr 8 – Total Eclipse
 - Apr 24-26 – TXDOT Avn Conference
 - Apr 25-27 – T-6 Weekend
 - Sept 21 – Jacob Brodbeck Day
 - Dec 21 – Santa Fly-in (1-3pm)
- Comments
 - Eclipse Update (Reservation list (20))

3



Parking Reservations



4



AAB

• Airport Manager’s Report

- Court Review –On Nov 27th, the Court approved the CIP project paperwork for the upcoming pavement project. On Dec 11th, the Court approved the reappointment of Steve Allen, the quote for the installation of window tinting in the terminal building and gave approval for the exterior modifications of the Tac Aero maintenance hangar. On Jan 8th, the court approved the lease of a new county T-hangar tenant.
- T-Hangar Occupancy – 100% (30)
- Airport Status:

	Lights (PAPIs, Beacon, Rwy Edge, Taxiway, Signs)
	Communication (CTAF, GCO, AWOS)
	Weather Station
	Facilities
	Miscellaneous (Construction, Closures, etc)

5



AAB

• Airport Development Update:

- Active Private Projects:

#	Developer	LOI Date Rcv'd	Status	Comments
1	FBO Expansion	02/02/22	IV	Construction Ext approved (Nov 13)
2	Darren Flores (Private Hangar)	02/18/22	IV	Construction Ext approved (Nov 13)

6



AAB

- Open Floor
 - Crosswind
 - Texas Forest Service
 - Rhett Hawk
 - Tac Aero Tailwheel Academy
 - Tac Aero MX
 - Guest

7



AAB

- New Business:
 - Eclipse

8

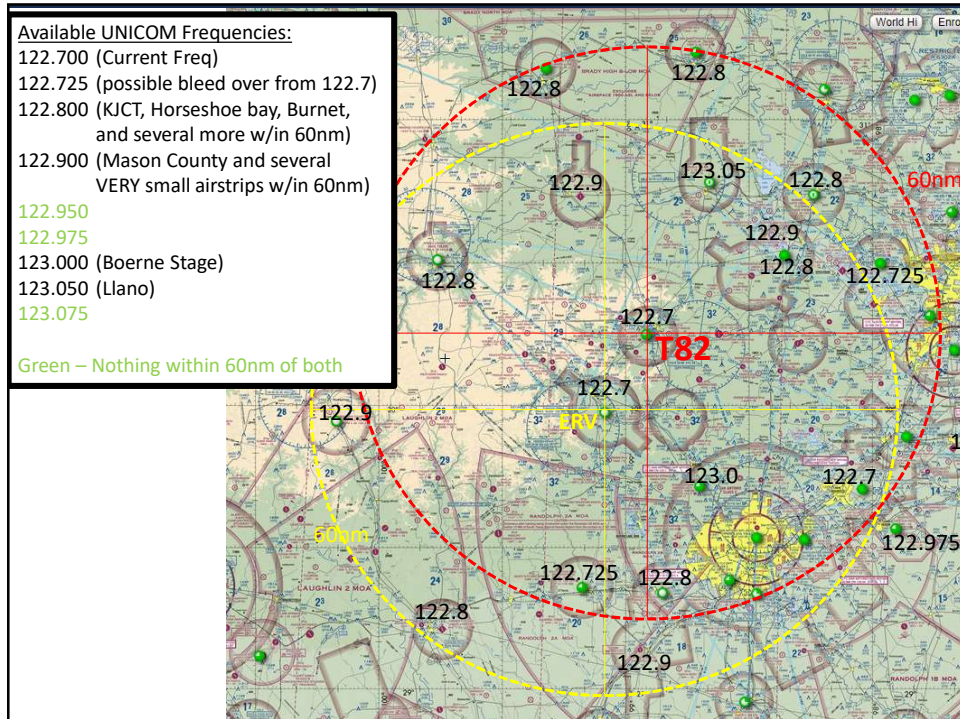


AAB

- New Business:
 - UNICOM Frequency discussion

Both T82 and ERV are on the same frequency (122.7)

9



10



AAB

- New Business:



11



AAB

- Old Business:

- CIP
 - Pavement Project
 - TXDoT Comm – Jan 2024
 - Airspace Survey
- Development Initiative
- New quote for electricity to front gate/C-47

12



AAB

- EAA report/update/comments
- Comments-FBO, EDC, and Board Members


13



FBO Fuel Sales

	Jan	Feb	Mar	Apr	May	Jun	Jul	Aug	Sep	Oct	Nov	Dec	YTD Total
AvGas - Gals													
Gilepie Air Services @ Retail	8,965	8,389	12,037	12,285	11,689	12,375	11,745	12,400	12,227	11,268	11,489	19,768	135,642
Net Total AvGas Market YTD	8,965	8,389	12,037	12,285	11,689	12,375	11,745	12,400	12,227	11,268	11,489	19,768	135,642
Total Market Same Month, Prior Yr	8,665	9,307	11,910	12,850	12,694	9,721	10,286	9,858	12,083	11,521	7,064	6,540	122,509
Percent Growth (Decline)	3%	-10%	1%	-4%	-6%	27%	14%	26%	2%	-2%	63%	13%	
Cumulative YTD - This Year	8,965	17,351	29,388	41,673	53,372	65,747	77,492	89,892	102,120	113,388	124,877	135,642	
Last Year	8,065	17,992	29,882	42,122	54,428	65,149	76,453	87,261	97,375	108,005	115,990	122,509	
Percent Growth (Decline)	11%	-4%	-2%	-1%	-4%	1%	-3%	-5%	-3%	4%	8%	11%	
% Total by Month	28.4%	30.9%	29.1%	27.3%	29.9%	31.1%	25.5%	28.4%	25.1%	25.1%	18.7%	25.6%	
Jet A - Gals													
Gilepie Air Services @ Retail	22,803	18,768	29,122	32,634	27,424	27,410	34,330	48,414	38,422	33,708	49,909	31,302	392,105
Net Total Jet A Market YTD	22,803	18,768	29,122	32,634	27,424	27,410	34,330	48,414	38,422	33,708	49,909	31,302	392,105
Total Market Same Month, Prior Yr	27,790	25,870	48,538	38,290	40,675	46,716	49,784	27,800	30,180	29,050	29,880	18,180	414,910
Percent Growth (Decline)	-19%	-30%	-37%	-15%	-33%	-45%	-31%	74%	21%	16%	66%	72%	-9%
Cumulative YTD - This Year	22,803	41,572	70,704	103,338	130,762	158,172	192,502	240,916	279,338	313,046	362,955	394,257	
Last Year	27,790	54,660	103,198	135,488	180,163	229,879	279,663	307,509	337,694	366,760	386,735	414,910	
Percent Growth (Decline)	-19%	-24%	-30%	-26%	-28%	-31%	-31%	-22%	-18%	-15%	-6%	-5%	
% Total by Month	71.6%	68.1%	70.5%	72.6%	70.1%	68.9%	74.5%	79.6%	74.6%	74.6%	81.3%	74.4%	
Total Fuels													
Total Fuels Market YTD - Gals	31,569	27,154	41,323	44,969	39,113	39,785	46,125	60,814	48,650	44,976	61,388	43,069	527,075
Total Market Same Month, Prior Yr	36,455	36,177	58,448	51,140	53,369	50,437	60,061	37,724	42,238	40,607	37,040	24,720	537,424
Percent Growth (Decline)	-13%	-25%	-29%	-12%	-27%	-35%	-23%	61%	15%	11%	66%	70%	-2%
Cumulative YTD - This Year	31,569	58,732	100,049	145,038	184,152	223,037	270,069	330,883	379,502	424,500	486,409	527,075	
Last Year	36,455	72,632	131,080	182,220	235,589	295,026	355,076	392,801	430,039	475,040	512,695	537,424	
Percent Growth (Decline)	-13%	-19%	-24%	-20%	-23%	-26%	-24%	-16%	-13%	-11%	-6%	-2%	
Market Change by Quarter													
Market by Quarter			1st			2nd			3rd			4th	YTD Totals
Percent change 2021 to 2022			-24%			-24%			11%			43%	-2%
Year 2023 Total Fuels by Quarter			100,049			123,888			155,598			148,442	527,075
Year 2022 Total Fuels by Quarter			131,080			163,940			140,013			162,355	537,424

14



Sales Tax

NOVEMBER SALES RECEIPTS

January Sales Tax Report

City of Fredericksburg

	2024	2023	2022	2021	2020
JAN	799,260	782,905	780,015	582,454	503,533
FEB		684,706	871,461	744,208	665,663
MAR		633,261	611,429	508,167	409,139
APR		630,485	533,476	438,755	425,288
MAY		622,646	652,994	757,207	460,712
JUN		715,407	675,353	668,869	382,056
JUL		738,475	699,245	667,080	520,675
AUG		703,432	780,554	799,227	611,944
SEP		730,795	696,961	661,403	521,608
OCT		675,110	692,563	623,790	498,530
NOV		735,976	731,885	771,224	608,105
DEC		744,887	751,235	649,485	563,278
Total	799,260	8,914,085	8,608,171	7,871,869	6,200,529

	Jan 24	Jan 23	Change	YTD 2024	YTD 2023	Change
Fredericksburg	799,260	782,905	2.09%	799,260	782,905	2.09%
Gillespie County	415,372	406,560	2.17%	415,372	406,560	2.17%
Combined	1,214,632	1,189,465	2.12%	1,214,632	1,189,465	2.12%

Gillespie County

	2024	2023	2022	2021	2020
JAN	415,372	406,560	371,424	285,619	233,548
FEB		453,797	419,141	350,057	312,136
MAR		351,297	305,429	255,886	215,472
APR		346,599	285,134	225,110	203,667
MAY		404,469	401,106	345,729	240,979
JUN		341,416	354,750	334,243	275,445
JUL		390,650	364,652	338,528	267,390
AUG		369,245	355,111	364,353	279,127
SEP		455,706	312,932	306,778	235,235
OCT		328,640	321,054	282,563	233,242
NOV		372,394	369,574	371,347	307,691
DEC		375,629	361,348	326,905	286,568
Total	415,372	4,586,602	4,221,655	3,789,118	3,080,830

SALES TAX COMPARISON SUMMARY - JANUARY, 2024 (NOVEMBER SALES)

CITY	% change		COUNTY	% change	
	month	ytd		month	ytd
Fredericksburg	2.09	2.09	Gillespie	2.17	2.17
Kerrville	(8.69)	(8.69)	Kerr	(2.86)	(2.86)
Boerne	4.21	4.21	Kendall	7.69	7.69
Llano	4.86	4.86	Llano	5.67	5.67
Marble Falls	0.79	0.79	Burnet	4.40	4.40
Blandera	2.93	2.93	Blandera	4.48	4.48
Johnson City	28.19	28.19	Blanco	3.39	3.39
Brenham	11.94	11.94	Washington	0.70	0.70
New Braunfels	(10.68)	(10.68)	Comal	7.87	7.87
Rockport	3.10	3.10	Aranzas	1.49	1.49
Corpus Christi	3.81	3.81	Nueces	4.74	4.74
Austin	2.24	2.24	Travis	2.30	2.30
San Antonio	1.32	1.32	Bexar	1.25	1.25
Houston	2.26	2.26	Harris	2.57	2.57
Dallas	1.89	1.89	Dallas	1.67	1.67
State (Cities)	3.69	3.69	State (Counties)	2.07	2.07

15



16